





71516



71536



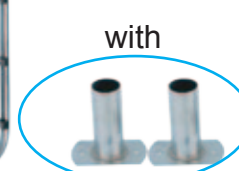
71517



71537

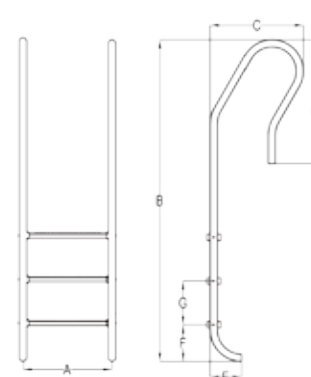
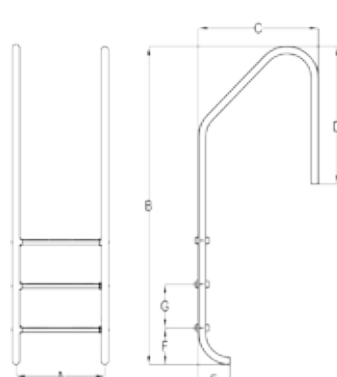
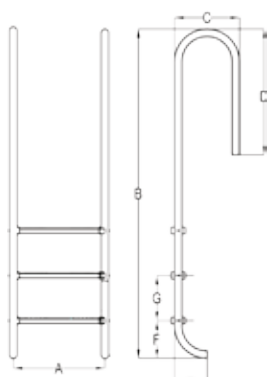


71518



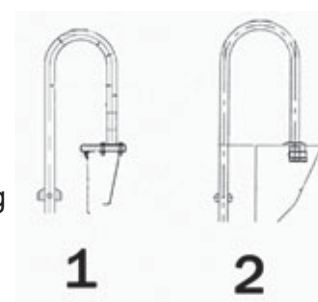
71538

Dimensions



The stainless steel ladder is to fix on the wall of pools which makes people safer and much convenient to enter into and out of the pools. The ladder is made of stainless steel grade 304, no pollution to pool waters. And the rubber foot will help to prevent the pool wall from scratches. The ladders would be with 2 to 4 steps. 3-step ladder is our standard one. The diameter of the tubing is 42mm.

Picture 1 shows how to install on the wooden pool. According to installation size, use the screws to fix stainless steel foot and then hitch the ladder on the foot. And picture 2 shows how to install on the concrete pools. According to installation size, pre buried plastic foot of ladders and after the swimming pool built finished, insert the ladder on the plastic foot and screw tighten.



Model Number	Material	Foot	Application	Weight Kg (lbs)	Carton Dimension (cm)
71516	Stainless Steel 304	Plastic	Concrete Pool	7.3(16)	39x9x160
71517	Stainless Steel 304	Plastic	Concrete Pool	7.7(17)	72x9x160
71518	Stainless Steel 304	Plastic	Concrete Pool	7.5(16.5)	55x9x160
71536	Stainless Steel 304	Metal	Wooden Pool	7.3(16)	39x9x160
71537	Stainless Steel 304	Metal	Wooden Pool	7.7(17)	72x9x160
71538	Stainless Steel 304	Metal	Wooden Pool	7.5(16.5)	55x9x160

Model Number	A mm(in)	B mm(in)	C mm(in)	D mm(in)	E mm(in)	F mm(in)	G mm(in)
71516/71536	492(19.37")	1580(62.2")	360(14.17")	700(27.6")	180(7.08")	210(8.27")	250(9.84")
71517/71537	492(19.37")	1570(61.8")	686(27")	788(31")	180(7.08")	210(8.27")	250(9.84")
71518/71538	492(19.37")	1580(62.2")	533(21")	709(27.9")	180(7.08")	210(8.27")	250(9.84")